

Tooto wu chəŋ

The sprouting bean



level 1 reader

Sari

Environment

Tooto wu chɔɔŋ

The sprouting bean

Writer: Clare Verbeek, Thembanani Dladla and Zanele Buthelezi

Illustration: Mlungisi Dlamini

Reformatted for Bloom By: Cara Ediger

Seed Books

Sari

Donga-Mantung Division, North West Region, Cameroon



<http://creativecommons.org/licenses/by-nc/4.0/>

You may not use this work for commercial purposes. You may adapt and add to this work. You must keep the copyright and credits for authors, illustrators, etc.

Translated by Nkenda Boniface

Adapted from original, *The sprouting bean*, Copyright © 2014, School of Education and Development (Centre for Adult Education), University of KwaZulu-Natal. Licensed under CC BY-NC 4.0.

The sprouting bean

Writer: Clare Verbeek, Themban Dladla and Zanele Buthelezi

Illustration: Mlungisi Dlamini

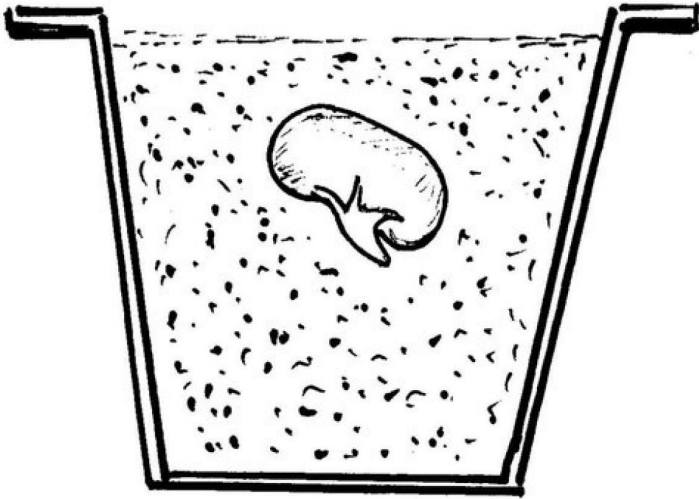
Language: English

The original version of this story in isiZulu is available at <http://cae.ukzn.ac.za/Resources/SeedBooks.aspx>.

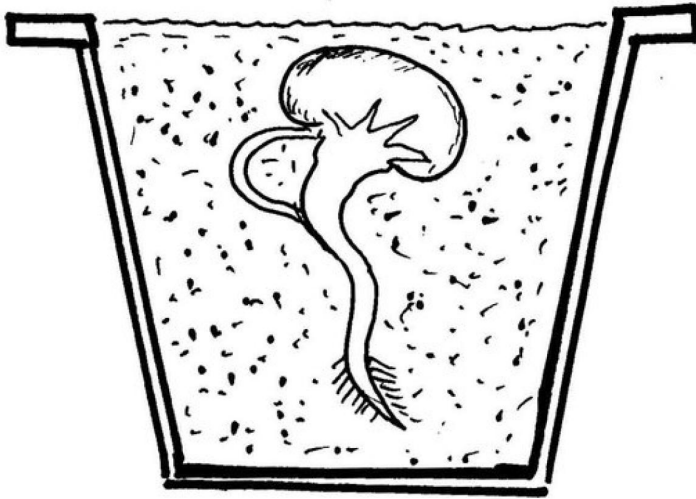
Saide, South African Institute for Distance Education

www.africanstorybook.org

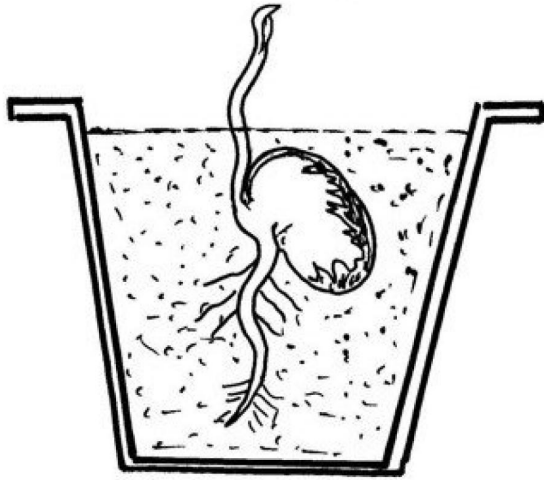
A Saide Initiative



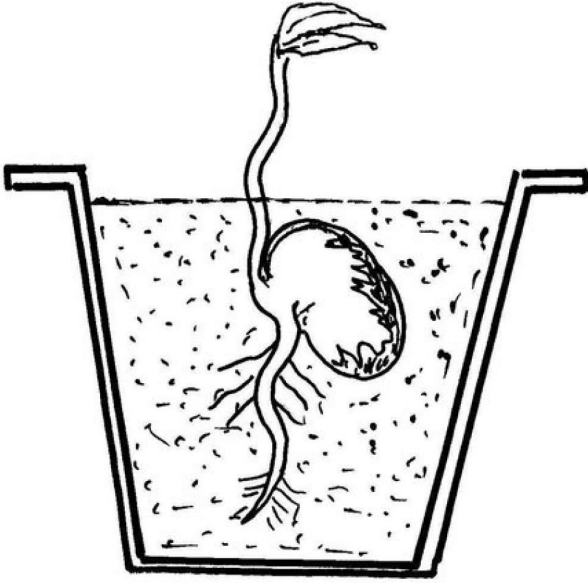
Γεην yilu kuu tseketsεε.



Yi shiiti likwiinj li nshε-ε.



Fingeete filu se kuu. Fi kuu fi yeke
liwe li wiin li.



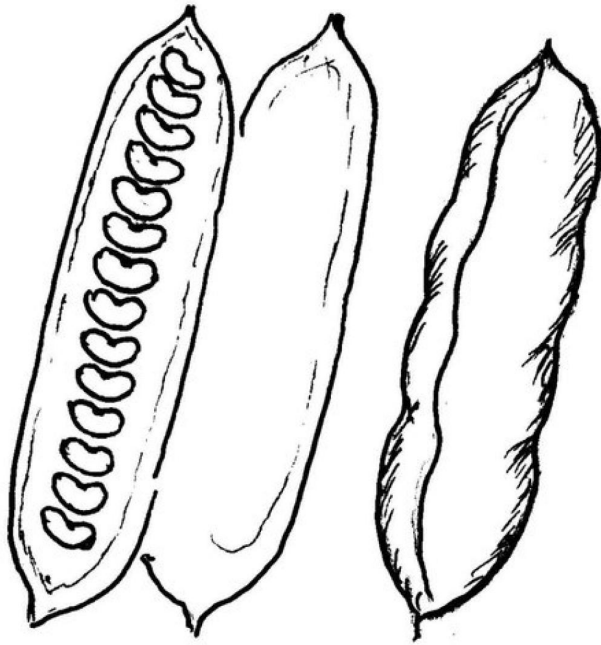
Bibε bi ηkosi bo.



Name chi tooto kuu chi deendi.



Se wu dza wu boo. Mbowu wulu ka
wu to tooto.



Tooto wulu bæ nuuŋ bæ shaŋ ŋge.

The sprouting bean

The root grows first.

It grows down into the soil.

Then the stem grows. It grows up towards the sun.

The first leaves come out.

The bean plant grows tall.

Then the flowers come out. The flowers turn into beans.

There are lots of seeds in the bean.

